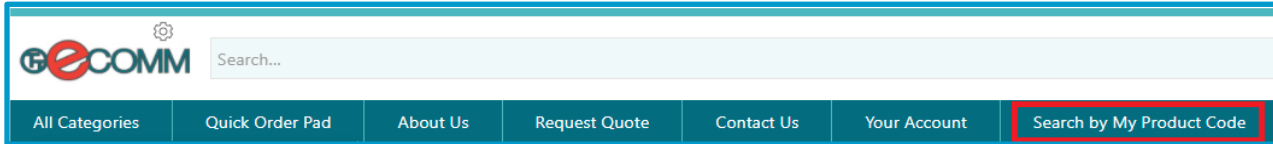


Search

Your Search box: You can look for an item using your own Product Code by clicking on Search by My Product Code.



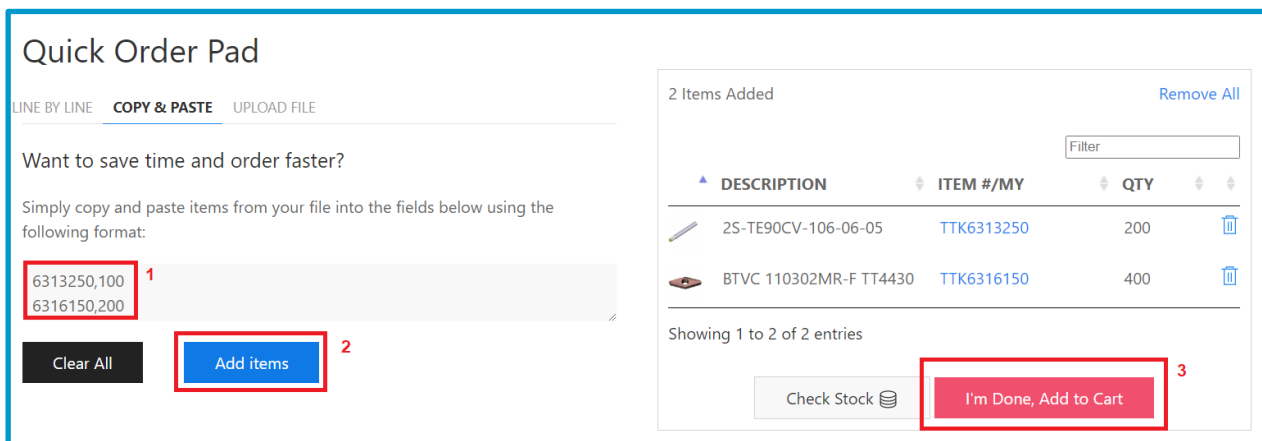
To search for a general item (item number, item description, etc.), use the main Search Box.

Quick Order Pad

Line by Line: Type in the Item Number, Product Code or item Description. You can use your own product code.

- Click “Add Items” to make sure your item/products have been added.
- Click “I’m Done, Add to Cart”.

Copy & Paste: Copy & paste using the following format: [Item number ”,” Qty] (i.e.:6313250,100)



Upload File: CSV or Excel file from the Quick Order Pad.

- First column must be an Item Number or your own Product Code
- Second column must be the Quantity
- Do not forget the titles in line 1 as shown in this sample →

	A	B
1	product_code	qty
2	6313250	100
3	6316150	100



Compare Items

- You can compare family products. Click on “View All xx Products”, then expand each product line by clicking on “+”. Finally, check the “Mark to compare” box on each product you want to compare, and then click on “Compare”

Taegutec
TOP MINI
CCGT-SL-F
Positive ground 80° rhombic inserts
for super finishing of small parts on
swiss type automatic lathes

[View All 6 Products](#)



		Mfg#	Product Name
<input checked="" type="checkbox"/>		TTK6309115	CCGT 060202M SL-F TT4430
<input checked="" type="checkbox"/>		TTK6335944	CCGT 060202M SL-F TT4410
<input type="checkbox"/>		TTK6309117	CCGT 09T301M SL-F TT4430

Compare of 2 Products

[Back](#)

Remove from Compare



CCGT 060202M SL-F TT4430


Price:

Package Size: 10

Item #: TTK6309115

— + [Add to Cart](#)

Remove from Compare



CCGT 060202M SL-F TT4410

Price:

Package Size: 10

Item #: TTK6335944

— + [Add to Cart](#)

FamilyName CCGT-SL-F

CCGT-SL-F

Unit M

M

Product Name CCGT 060202M SL-F TT4430

CCGT 060202M SL-F TT4410



Can't Find your Product?

- Click on “Can't Find Your Product” box, leave the details you have, and you'll receive an email with a link to the item you are looking for. (My Account → Customer products – Customer Requested Products)

The screenshot shows a web interface for a product catalog. At the top, there are navigation tabs: "All Categories", "Quick Order Pad", "About Us", "Request Quote", and "Contact Us". Below these is a breadcrumb trail: "Home - / Catalog - / Milling - / Index". A red box highlights a button labeled "Cannot Find Your Product?".


The main content area is titled "Indexable End Mill". It features a "Filter Results By" section with a tree view of categories: "Catalog (1336)", "Milling (1336)", "Indexable (1336)", and "Indexable End Mills (1336)". Below this is an "Application" section with a search filter and a list of application types with checkboxes and counts: Counter Boring (61), Drill Mill (41), External Thread Milling (2), Facing (1111), Helical Interpolation (1172), High Feed Milling (558), Internal Thread Milling (2), Profiling (894), and Ramp Down (29).

The product listing for "Indexable End Mill" shows a "Grid" view, "List" view, and "Results per page 15". The product image is a Taegutec "MILLSPEED" 2S-TE90CV-05 end mill. The description reads: "End mills with unique high positive V shape inserts of two cutting edges for shouldering and high feed milling". A "View All 8 Products" button is located at the bottom of the product listing.



Related Items

- All related Products (Spares, Holders & Inserts) of the Product you are looking at are at the bottom of the Item Page. You can purchase them without having to leave the page.









2S-TE90CV-208-08-05

End mills with unique high positive V shape inserts of two cutting edges for shouldering and high feed milling

MILLSPEED

ITEM # BRANDNAME MANUFACTURERNO:
TTK6313251 Taegutec 6313251


Your Price:
— 1 + [Add to Cart](#)    Check Stock


[PRODUCT SPECIFICATIONS](#) [PRODUCT FEATURES](#) [SHIPPING INFO](#) [RELATED DOCUMENTATION](#) [RELATED ITEMS](#)

Related Items

Spares **Holder** Insert



Collet Chucks [View All 13 Products](#)



Shrink Fit Holders [View All 15 Products](#)

♥ Wish List


- You can organize your items under Lists and share them, buy a full list, or buy a selection of items from that list.
- To create a List or add items to an existing list ,click on the heart in the item page or go to My Account > My Lists

Item Page

[See all 8 in this Product Family](#)

2S-TE90CV-106-06-05

End mills with unique high positive V shape inserts of two cutting edges for shouldering and high feed milling




ITEM #	BRANDNAME:	MANUFACTURERNO:
TTK6313250	Taegutec	6313250

Your Price: POA

— + [Add to Cart](#)    Check Stock





[PROFILE](#) [Share](#)

- My Profile
- Previous Orders
- My Quotes
- My Lists (1)**
- Manage Ship To's
- Manage Users
- Approve Orders
- Employee Orders

My Lists (1)

Create New List:

List Name * :

Description:

Type:

Public (Anyone can see this list and share it)

Private (Only you can see this list)

Permission:

Editable (Shared users can read list and write to it)

Not Editable (Shared users can only read the list)

[Cancel](#) [Add](#)



Request a Quote

- You can ask for a quote from the platform, and you will receive an answer directly to My Account → My Quotes
- Fill in all the relevant details of your request

Request Quote

Please list the products for your quote request by filling this form and we will get back to you with an answer.

Product Details

Product 1 —

Item # *
6316150

Quantity *
1000

Item Description
??

Remark
test

[Add another product](#)

Contact Details

Full Name

Phone

Email

[Submit Your Request](#)

- See the status of your quote under My Account > My Quotations (left bar)
- When the Status is approved, select the item/s you want to purchase and click on “add selection to cart”

My Quotations

From To

Status
All

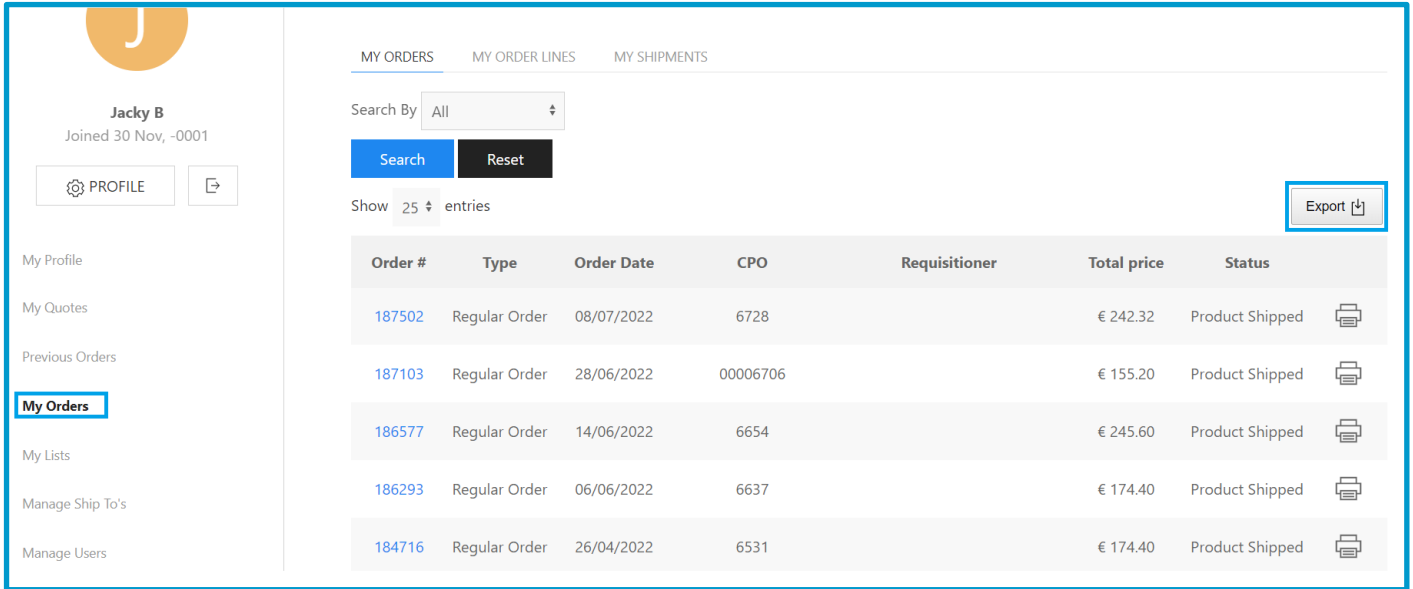
[Search](#) [Reset](#)

[Filter](#)

RFP No	Open Date	Expiration Date	Price	Status	
9000793	03/03/2021	01/06/2021	0.00	Waiting for approval	

To view your orders, click Account > My Orders

- You will see All your orders no matter how you ordered (either from GAL or E-Commerce platform)
- You can export all data in Excel file 'EXPORT'



The screenshot displays the 'My Orders' section of a user interface. On the left, there is a user profile for Jacky B, joined on 30 Nov, -0001, with buttons for 'PROFILE' and a share icon. The main content area has tabs for 'MY ORDERS', 'MY ORDER LINES', and 'MY SHIPMENTS'. Below the tabs is a search bar with 'All' selected, 'Search' and 'Reset' buttons, and a 'Show 25 entries' indicator. An 'Export' button with a download icon is highlighted with a red box. The table below lists five orders with columns for Order #, Type, Order Date, CPO, Requisitioner, Total price, and Status. Each row includes a printer icon.

Order #	Type	Order Date	CPO	Requisitioner	Total price	Status
187502	Regular Order	08/07/2022	6728		€ 242.32	Product Shipped
187103	Regular Order	28/06/2022	00006706		€ 155.20	Product Shipped
186577	Regular Order	14/06/2022	6654		€ 245.60	Product Shipped
186293	Regular Order	06/06/2022	6637		€ 174.40	Product Shipped
184716	Regular Order	26/04/2022	6531		€ 174.40	Product Shipped

- When clicking on a specific order number, all details of the order can be seen, including status at the item level
- Shipment date including multi-shipping tracking
- Invoice number with a link to the invoice & ability to download PDF
- Reorder: ability to reorder an item or a full list of items



Blanket order/Auto Reorder

You can place a Blanket Order and automatically re-order any quantity at any time.

- When checking out, go to Auto/Blanket Order > Blanket Order.

The screenshot shows a product page for '2S-TE90CV-106-06-05' by 'Taegutec' (SKU: TTK6313250). The product is priced at €10 each. The 'Auto/Blanket Order' section is highlighted with a blue box and includes a dropdown menu set to 'Blanket Order', a 'Frequency' dropdown set to 'Every One Week', and a 'Requested QTY' input field set to '1'. Other options include 'Availability & Shipping', 'Required Date', and 'Please select comment type...'. A 'Remove' button is visible at the bottom right.

- To auto reorder an item:

1. Add an item (Item number)
2. Choose the quantity
3. Choose the frequency
4. You can change the selected date if you want to postpone

(Same can be done from the cart.)

The 'Auto Reorder' interface shows a search bar with 'SKU' and 'Every Four Months' entered. A 'Search' button and an 'Add item' button are present. Below the search bar is a table with the following columns: PRODUCT CODE, PRODUCT NAME, FREQUENCY, QTY, and NEXT DELIVERY DATE. A single entry is shown for product code 'TTK6313250' with a quantity of 3 and a next delivery date of 2021/07/04. A 'Filter' button is located on the right side of the table. At the bottom, it says 'Showing 1 to 1 of 1 entries'.

PRODUCT CODE	PRODUCT NAME	FREQUENCY	QTY	NEXT DELIVERY DATE
TTK6313250	2S-TE90CV-05 2S-TE90CV-106-06-05	Every Four Months	3	2021/07/04

Create User

You can Create Sub User(s), set a budget, approval process, and different access rights.

Go to: My Account > Manage User

Create User

Ship To Address

[Select Shipping Address](#)

Address Name	<input type="text"/>	State
Shipping Address 1	<input type="text"/>	Zip Code
Shipping Address 2	<input type="text"/>	Country
City	<input type="text"/>	Phone

Point of Contact

Name*	<input type="text"/>	Email (Userna
Last Name*	<input type="text"/>	Phone
Title	<input type="text"/>	

Permissions

Account Limit	<input type="text"/>	<input type="checkbox"/> Is Manager
Frequency (number of days)	<input type="text"/>	Manager
<input checked="" type="checkbox"/> Can Order		<input type="checkbox"/> Activation
<input type="checkbox"/> Show Net Price		Password
		Valid Passwo

Look for an Item/Order using your ERP Product Code

In order to be able to use Quick Order Pad or look for an Item using your own ERP Product Code you need to upload the cross-reference table from My Account → Customer Products → My Product Codes tab → click on "Start Import" & import a CSV or Excel file.

First Column needs to be you GAL Account Number (ask your salesman if you don't know what is your Account Number).
Second column needs to be TTK Product Code. Third Column needs to be your ERP Product Code for the same item.

My Product Codes		My Requested Products	My Own Products
ACCOUNT #	DEALER PRODUCT CODE	MY PRODUCT CODE	PRODUCT NAME
982302	tk5601849	7575757	WNMM-NM
982302	tk6400326	75454	SCD-ACP8N (8xD)

Showing 1 to 2 of 2 entries

